

NON SAFETY CRITICAL

HEAVY DUTY NYLON ANCHOR

5mm - 8mm sizes

Zinc Plated Screw
Dry, internal applications

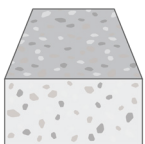
FEATURES & BENEFITS

- Through fastening, light duty.
- Set by hammering screw into nylon anchor body.
- Suitable for concrete, solid brick, block & stone.
- Removable with PH2 / PH3 screwdriver if required.
- Nylon anchor body insulates anchor screw from fixture.

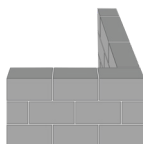
APPLICATIONS/TRADES

- Signage.
- Brackets.
- Fixing timber battens.

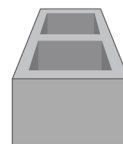
SUBSTRATE SUITABILITY



UNCRAKED CONCRETE



SOLID BRICK



SOLID BLOCK



NATURAL STONE



- Countersunk head for a flush finish
- Hammer in the screw to install
- Nylon sleeve insulates the screw from the substrate



HEAVY DUTY NYLON ANCHOR

NON SAFETY CRITICAL

RANGE

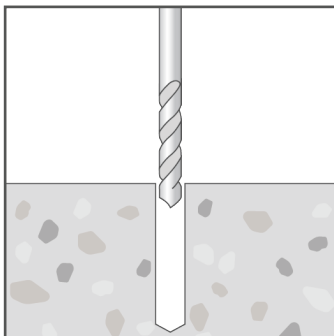


COUNTERSUNK HEAD

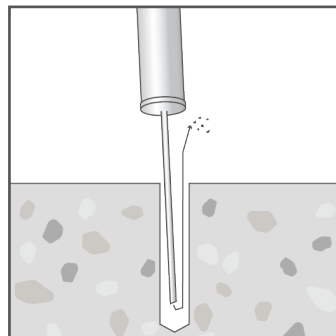
Product Code	Pack Qty	Anchor / Drill hole Ø (mm)	Anchor length (mm)	Maximum fixture thickness (mm)	Drill hole depth (mm) @ $t_{fix, max}$	Minimum embedment depth @ $t_{fix, max}$	Fixture clearance hole Ø (mm)
		d_{nom}/d_o	l_t	$t_{fix, max}$	h_1	h_{nom}	d_f
ANHMZ050332	100	5	33	8	30	25	6
ANHMZ050432	100	5	43	13	35	30	6
ANHMZ050502	100	5	50	20	35	30	6
ANHMZ060442	100	6	44	14	35	30	7
ANHMZ060552	100	6	55	25	35	30	7
ANHMZ060722	100	6	72	42	35	30	7
ANHMZ080722	100	8	72	32	50	40	9
ANHMZ081002	100	8	100	60	50	40	9

Note: For a fixture thickness (t_{fix}) that is less than the $t_{fix, max}$ value tabled above:
 - increase both the drill hole depth (h_1) & concrete thickness (h_{min}) by ($t_{fix, max} - t_{fix}$ actual)

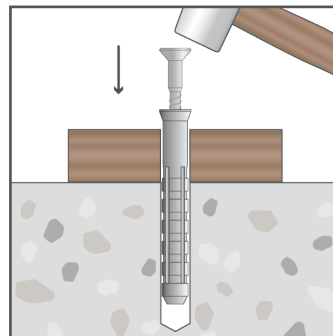
INSTALLATION



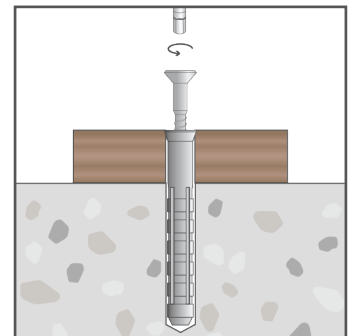
Drill hole into substrate to the specified diameter and depth



Clear hole of drilling debris.



Tap anchor through the fixture into the substrate until all are firmly in contact. Continue driving the screw until it is seated in the head of the anchor.



Screw may be removed later if required, using a screwdriver.

HEAVY DUTY NYLON ANCHOR

NON SAFETY CRITICAL

PRODUCT INSTALL & PERFORMANCE INFORMATION

Anchor / Drill hole Ø (mm)	Minimum embedment depth	Minimum substrate thickness	Phillips driver size	Recommended Capacities Load in any direction (kg)
d_{nom}/d_o	h_{nom}	h_{min}		F_{rec}
5	25	65	PH2	15
6	30	75	PH2	22
8	40	100	PH3	30

Note: Recommended capacities are based on:
 - 20MPa concrete compressive strength.
 - Characteristic ultimate capacities / 4.

Important Disclaimer: Capacity information is limited to the simple scope above and is provided to enable a relative comparison within and across product ranges. Please contact Bremick to enable an anchoring solution to be optimised for your particular anchoring application.