

NCC COMPLIANT AS5216 CONFORMING

SCREW ANCHOR PAN HEAD

Range 6mm

Ceramic Coated
Damp, external applications

FEATURES & BENEFITS

- Ideal for light duty safety critical & fire rated applications.
- Intended working life of 50 years.
- High tensile single piece anchor, cuts thread into concrete.
- ETA rating - Seismic C1.
- Fire rating to 120 minutes for all anchor sizes.

APPLICATIONS/TRADES

- Public space fixings.
- Signage fixing.
- Brackets.

COMPLIANCE



AS5216



Torx drive for reliable anchor setting



Triple Hi-Lo thread for improved tensile performance



Tapered tip for simpler installation



SCREW ANCHOR PAN HEAD

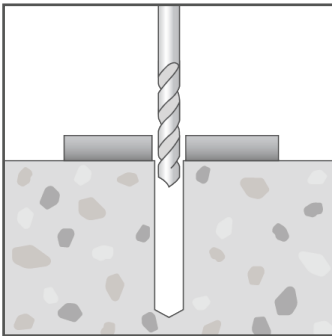
NCC COMPLIANT | AS5216 CONFORMING

RANGE

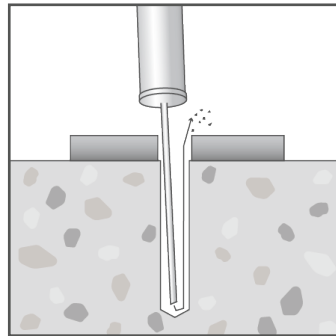
Product Code	Pack Qty	ETA Cert'n level	Anchor length (mm)	Drill hole Ø (mm)	Drill hole depth (mm) @ t _{fix, max}	Minimum concrete thickness (mm)	Maximum fixture thickness (mm)	Fixture clearance hole Ø (mm)
			l_t	d_o	h_1	h_{min}	$t_{fix, max}$	d_f
ASBPR06050ETA	100	C1	50	6	50	100	10	9
ASBPR06072ETA	100	C1	72				32	

Note: For a fixture thickness (t_{fix}) that is less than the $t_{fix, max}$ value tabled above:
 - increase both the drill hole depth (h_1) & concrete thickness (h_{min}) by ($t_{fix, max} - t_{fix}$ actual)

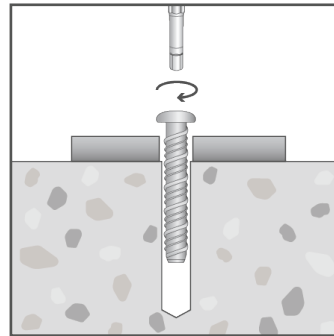
INSTALLATION



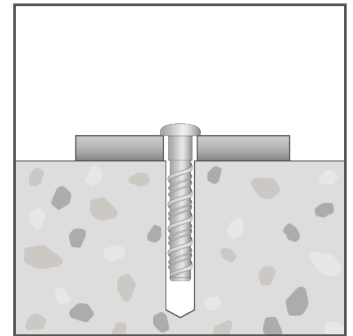
Drill hole through fixture into substrate to the specified diameter and depth.



Clear hole of drilling debris.



Insert anchor into hole and screw in using hand or power tool to drive Torx driver bit. Apply constant forward pressure when driving and tighten to the specified torque.



Use hand tools when removing the anchor. Do not remove with power tools if resetting the anchor.

SCREW ANCHOR PAN HEAD

NCC COMPLIANT | AS5216 CONFORMING

PRODUCT INSTALL & PERFORMANCE INFORMATION

Product Code	Anchor length (mm)	Maximum fixture thickness (mm)	Drill hole depth @ t _{fix, max} (mm)	Minimum concrete thickness (mm)	Driver bit size (mm)	Installation torque (Nm)	Design Capacities	
							Uncracked concrete - tension (kN)	Uncracked concrete - shear (kN)
	l _t	t _{fix, max}	h ₁	h _{min}	H	T _{inst}	N _{Rd}	V _{Rd}
ASBKR06052ETA	50	10	50	100	T30	15	3.9	7.4
ASBKR06072ETA	72	32						

Note: Concrete cylinder compressive strength = 32MPa.
 Single anchor capacity - no nearby edge, minimum recommended concrete thickness.
 For combined load cases (tension & shear) - must also comply with $(N^* / N_{Rd}) + (V^* / V_{Rd}) \leq 1.2$.

Important Disclaimer: Product performance information contained herein is based on ETA certificate data and AS5216:2021 inputs as appropriate. Capacity information is limited to very simple load case configurations and is provided to enable a relative comparison within and across product ranges. The design of an anchoring solution for a particular application should be conducted by an appropriately qualified design professional.