

NCC COMPLIANT AS5216 CONFORMING

KEW UNIVERSAL FRAME ANCHOR HEX & COUNTERSUNK HEAD

Range 10mm

Stainless Steel Screws
External & marine applications

FEATURES & BENEFITS

- Multiple fixings in non structural applications.
- Intended working life of 50 years.
- ETA rating - ETAG 020, Multiple fixings in non structural applications.

APPLICATIONS/TRADES

- Fixing to concrete, solid & hollow masonry units.
- Timber Framing.
- Gates, metal brackets.
- Door frames, windows, battens.

COMPLIANCE



AS5216



ETAG 020



Available in Hex head and countersunk head options



Triple fins prevent anchor spinning in hole



Nylon sleeve provides insulation between fixing screw and substrate



KEW UNIVERSAL FRAME ANCHOR

HEX & COUNTERSUNK HEAD

NCC COMPLIANT | AS5216 CONFORMING

PRODUCT INFORMATION - Countersunk screw head

Product Code	Pack Qty	Anchor length (mm)	Maximum fixture thickness (mm)	Drill hole dimensions @ t _{fix, max} (mm)	Torx Drive Bit
		l _t	t _{fix, max}	d ₀ x h ₁	
RDDT6100802	50	80	10	Ø10 x 90	T40
RDDT6101002	50	100	20		T40
RDDT6101202	50	120	40		T40
RDDT6101402	50	140	60		T40
RDDT6101602	50	160	80		T40
RDDT6101802	50	180	100		T40
RDDT6102002	50	200	120		T40



Note: For a fixture thickness (tfix) that is less than the tfix,max value tabled above:
 - increase the drill hole depth (h1) by (tfix,max - tfix actual)

PRODUCT INFORMATION - Hexagonal screw head

Product Code	Pack Qty	Anchor length (mm)	Maximum fixture thickness (mm)	Drill hole dimensions @ t _{fix, max} (mm)	Socket size AF (mm)
		l _t	t _{fix, max}	d ₀ x h ₁	SW
RDDS6100802	50	80	10	Ø10 x 90	13
RDDS6101002	50	100	20		
RDDS6101202	50	120	40		
RDDS6101402	50	140	60		
RDDS6101602	50	160	80		
RDDS6101802	50	180	100		
RDDS6102002	50	200	120		



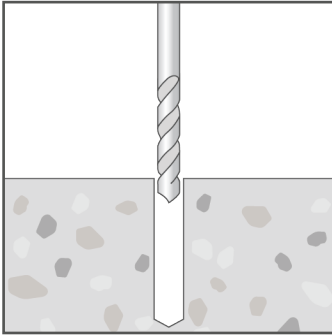
Note: For a fixture thickness (tfix) that is less than the tfix,max value tabled above:
 - increase the drill hole depth (h1) by (tfix,max - tfix actual)

KEW UNIVERSAL FRAME ANCHOR

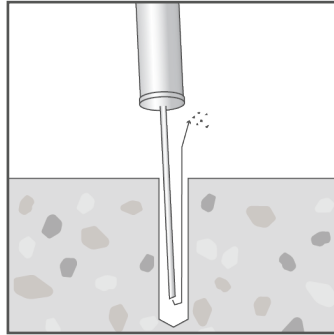
HEX & COUNTERSUNK HEAD

NCC COMPLIANT | AS5216 CONFORMING

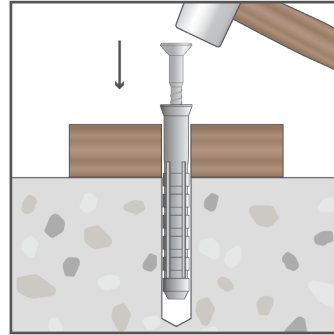
INSTALLATION



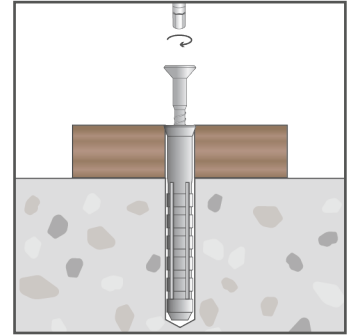
Drill hole into substrate to the specified diameter and depth



Clear hole of drilling debris.



Tap anchor through the fixture into the substrate until all are firmly in contact



Drive the screw until it is flush with the anchor head using an electric screwdriver to set the anchor

PRODUCT INSTALL & PERFORMANCE INFORMATION - Concrete

Product Code	Drill hole dimensions @ t _{fix, max} (mm)	Anchor embedment depth (mm)	Minimum concrete thickness (mm)	Design Capacities	
				Uncracked concrete - tension (kN)	Uncracked concrete - shear (kN)
				N_{Rd}	V_{Rd}
All anchors tabled above	$\varnothing 10 \times 90$	h_{nom} 80	h_{min} 115	1.6	3.8

Note: Concrete cylinder compressive strength $\geq 20\text{MPa}$
 For a fixture thickness (t_{fix}) that is less than the t_{fix,max} value tabled above:
 - increase the drill hole depth (h₁) by (t_{fix,max} - t_{fix actual})
 Valid for temperature range 50 °C / 80 °C (maximum air temperature / maximum short-term temperature).
 For combined load cases - must also comply with $(N^* / N_{Rd}) + (V^* / V_{Rd}) \leq 1.2$
 Single anchor - no nearby edge, minimum recommended concrete thickness
 Refer to ETA document for details

Important Disclaimer: Product performance information contained herein is based on ETA certificate data and AS5216:2021 inputs as appropriate. Capacity information is limited to very simple load case configurations and is provided to enable a relative comparison within and across product ranges. The design of an anchoring solution for a particular application should be conducted by an appropriately qualified design professional.

KEW UNIVERSAL FRAME ANCHOR HEX & COUNTERSUNK HEAD NCC COMPLIANT | AS5216 CONFORMING

PRODUCT INSTALL & PERFORMANCE INFORMATION - Masonry Units (Solid & Hollow)				
Product Code	Drill hole dimensions @ $t_{fix, max}$ (mm)	Anchor embedment depth (mm)	Design Capacities	
			Load in any direction (kN)	
			Solid Masonry	Hollow Masonry
	$d_o \times h_1$	h_{nom}	F_{Rd}	F_{Rd}
All anchors tabled above	Ø10 x 90	80	1.1	0.3

Note: Masonry unit compressive strength $\geq 20\text{MPa}$
 Valid for temperature range 50 °C / 80 °C (maximum air temperature / maximum short-term temperature).
 Single anchor - no nearby edge
 Refer to ETA document for details of the relevant masonry units

Important Disclaimer: Product performance information contained herein is based on ETA certificate data and AS5216:2021 inputs as appropriate. Capacity information is limited to very simple load case configurations and is provided to enable a relative comparison within and across product ranges. The design of an anchoring solution for a particular application should be conducted by an appropriately qualified design professional.