

Strap Nail

GALVANISED

Application

The Bremick® Strap Nails are a nail plate with pre-punched nails that are used in connecting timber wall frame units.

Advantages

The Bremick® Strap Nail provides numerous benefits including:

- **Quick & Easy Wall Frame Construction:** Used to quickly join constructed wall frame units together
- **Prevents Timber Splitting:** The product design spaces the pre-punched nails towards the end of the nail plate, this prevents the timber being split when connecting wall frame units
- **Pre-Punched Nails:** The twisted pre-punched nail design ensures that it easily fixed to form a timber connection that resists nail withdrawal
- **Sharp Nail Tooth:** Easily penetrates both hard and softwoods

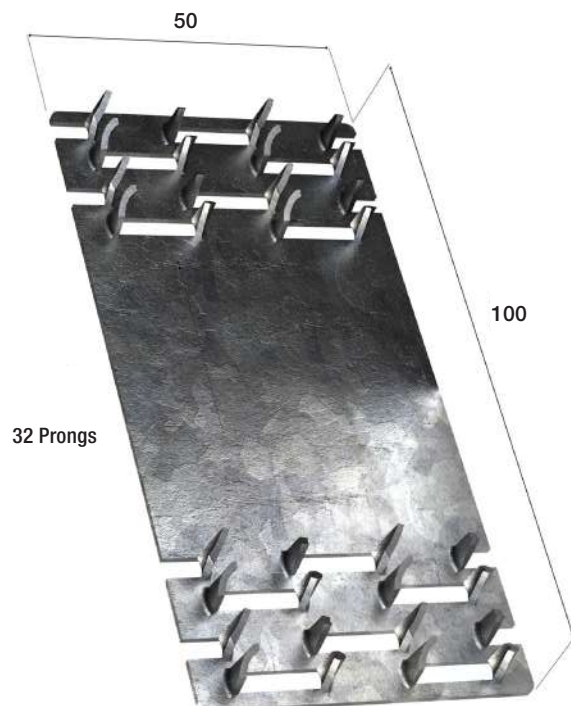
Specifications

Steel Grade	G300
Coating	Z275 – Galvanised
Thickness	1.0mm
Width	50mm
Length	100mm



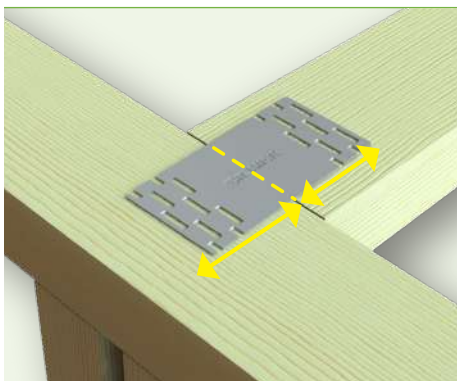
Bremick® Ranging

Product Code	Dimensions
TSNG050100104	50mm x 100mm x 1.0mm
Coating	Pack Qty
Z275 – Galvanised	75



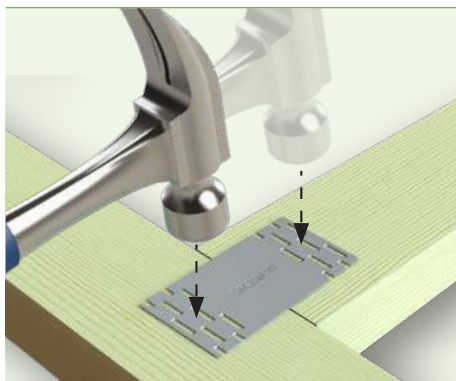
Installation Instructions

1




Locate the Bremick® Strap Nail into position. For butt joining, ensure an equal length on both sides of the joint.

2




Install the Strap Nail by hammering on the top of the nail plate, focusing on the pre-punched nails, and ensure the plate is flush against the timber.


Intersection of Top Plates



Top Plate Corner Connection



Top Plate Butt Joint



Bottom Plate Butt Joint

